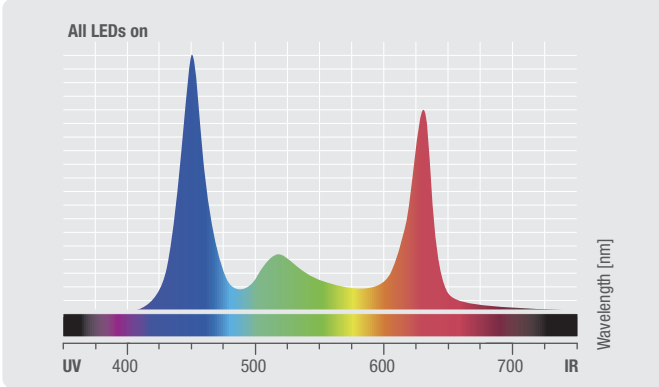
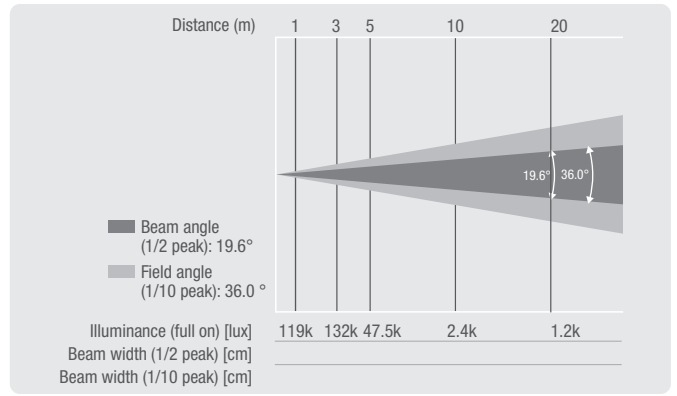




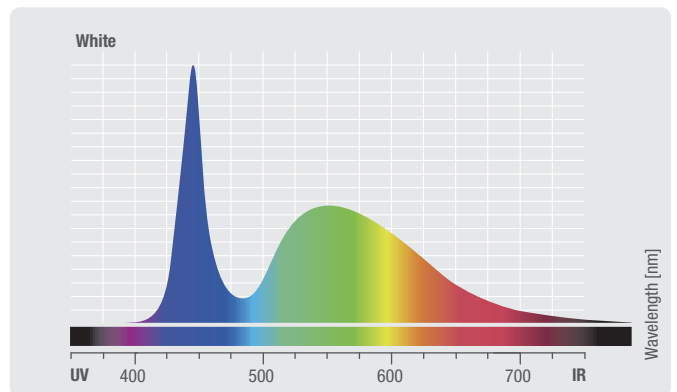
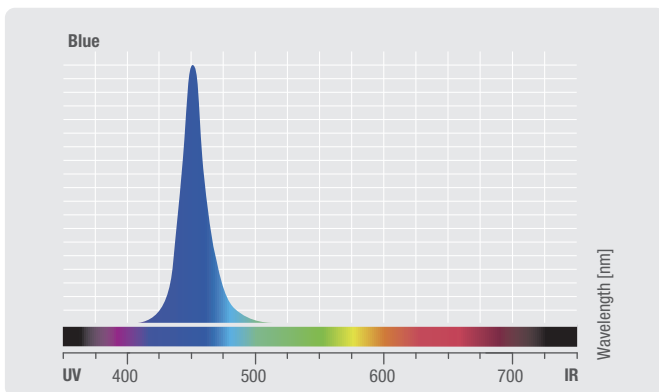
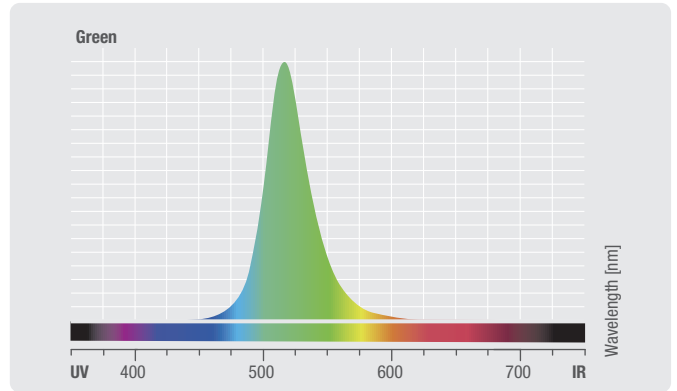
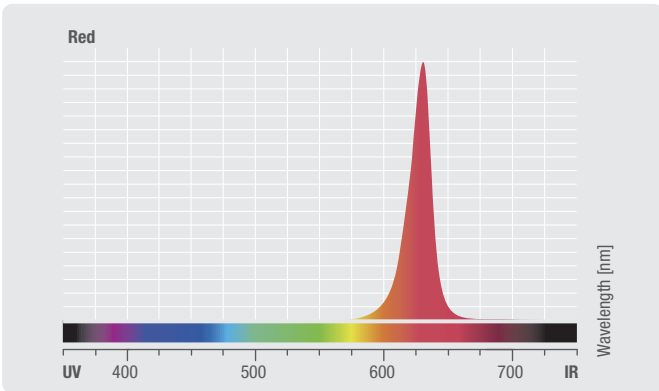
Photometric Measurements

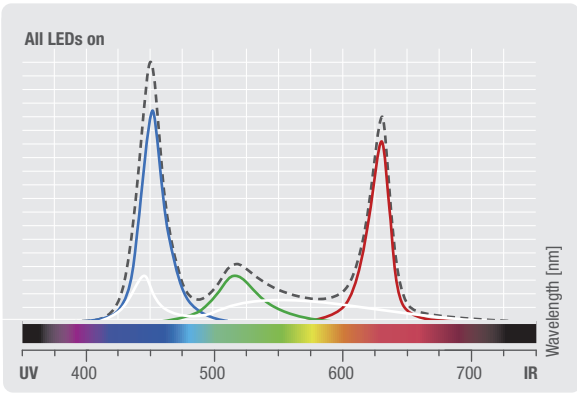
Photometrische Messungen | Mesures Photométriques
Mediciones Fotométricas

ZENIT W 600 (CLZW600)



Luminous flux	Chromaticity coordinates	
All LEDs on	20932 lm	x 0.295 y 0.203
Red	5642 lm	x 0.687 y 0.307
Green	5703 lm	x 0.156 y 0.686
Blue	1682 lm	x 0.151 y 0.028
White	8170 lm	x 0.314 y 0.327





Luminous flux **Chromaticity coordinates**

All LEDs on	20932 lm	x 0.295 y 0.203
Red	5642 lm	x 0.687 y 0.307
Green	5703 lm	x 0.156 y 0.686
Blue	1682 lm	x 0.151 y 0.028
White	8170 lm	x 0.314 y 0.327